

Scaled data based on original data using
LM-79-08 Approved Method: Electrical and Photometric Measurements of Solid-
State Lighting Products

Test Report Prepared for
Cooper Lighting Solutions
(formerly Eaton)

Brand: McGRAW-EDISON

Report Number: P226267

Luminaire Tested: **ISW-AF-350-LED-E1-T2-7050**

Issue Date: 3/3/2020

Test Information

Test Method: LM-79-08
Report Number: P226267
TEST IS SCALED FROM IESNA LM-79-08 TEST DATA (P35937)
Test Lab: INNOVATION CENTER-P3
Issue Date: 3/3/2020
Manufacturer: COOPER LIGHTING SOLUTIONS (FORMERLY EATON)
Product Line: MCGRAW-EDISON
Catalog Number: ISW-AF-350-LED-E1-T2-7050
Description: IMPACT ELITE LED WEDGE LUMINAIRE
LIGHT SQUARE WITH ACCULED OPTICS-TYPE II
Light Source: (16) 5000K CCT, 70 CRI LEDs
Ballast/Driver: ELECTRONIC DRIVER

Summary

Lumens per Lamp: N/A
Luminaire Lumens: 2497.8 lumens
Efficiency: N/A
Efficacy: 124.3 lumens/watt
Luminous Opening: Rectangular (W 0.5' x L: 0.5' x H: 0')
IES Classification: Type II - Medium - Cutoff
BUG Rating: B1 - U1 - G1

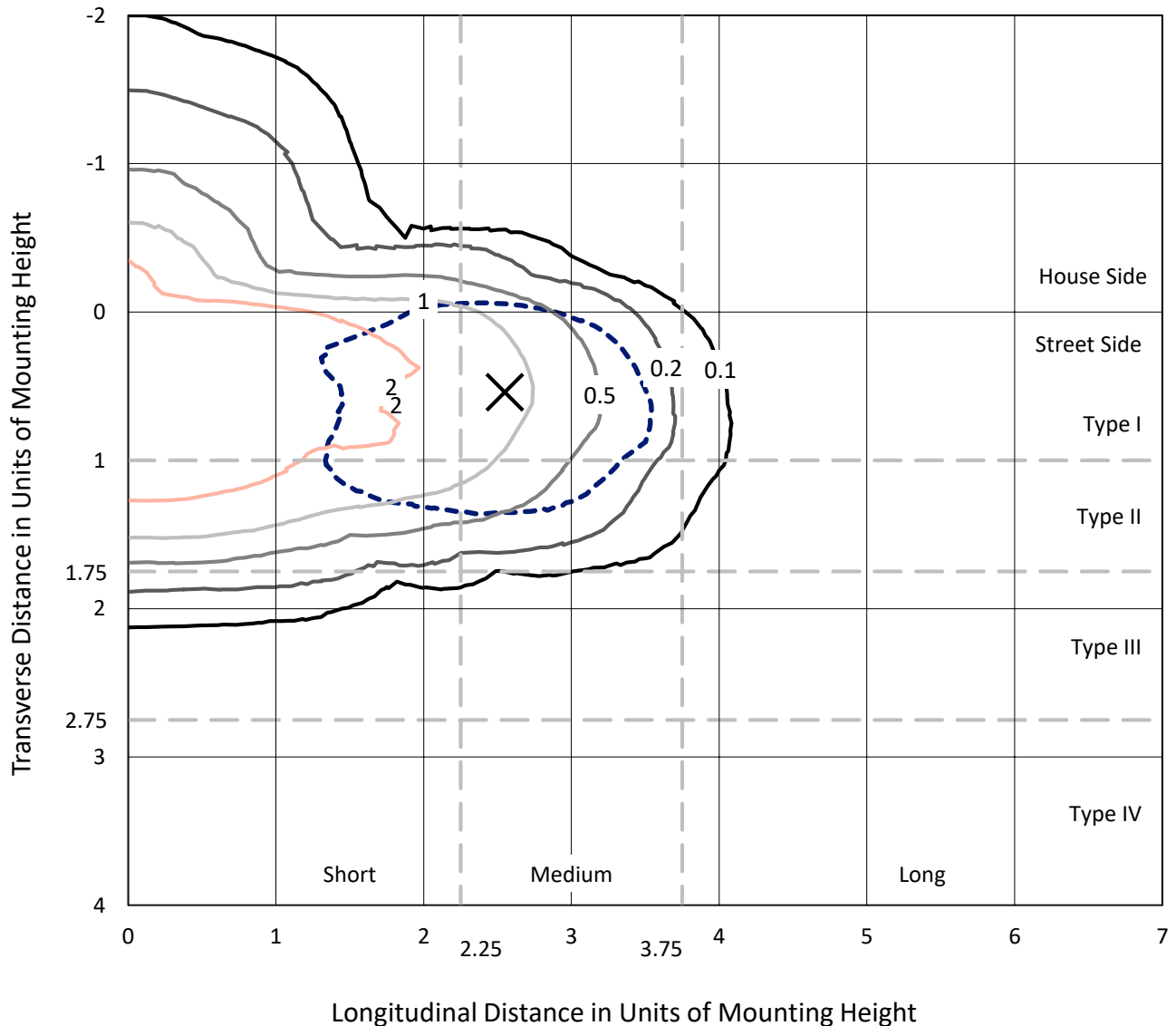
Input Watts (W): 20.09
Input Voltage (V): 120
Input Current (A_{in}): NR
Voltage Rise (V): NR
Power Factor: NR
Total Harmonic Distortion (THDi): NR
Frequency (hertz): 60
Stabilization Time: NR
Operation Time: NR
Ambient Temperature (°C): NR
Test Distance: 25 FT



REPORT NUMBER: P226267
 CATALOG NUMBER: ISW-AF-350-LED-E1-T2-7050

Iso-Footcandle Lines of Horizontal Illumination

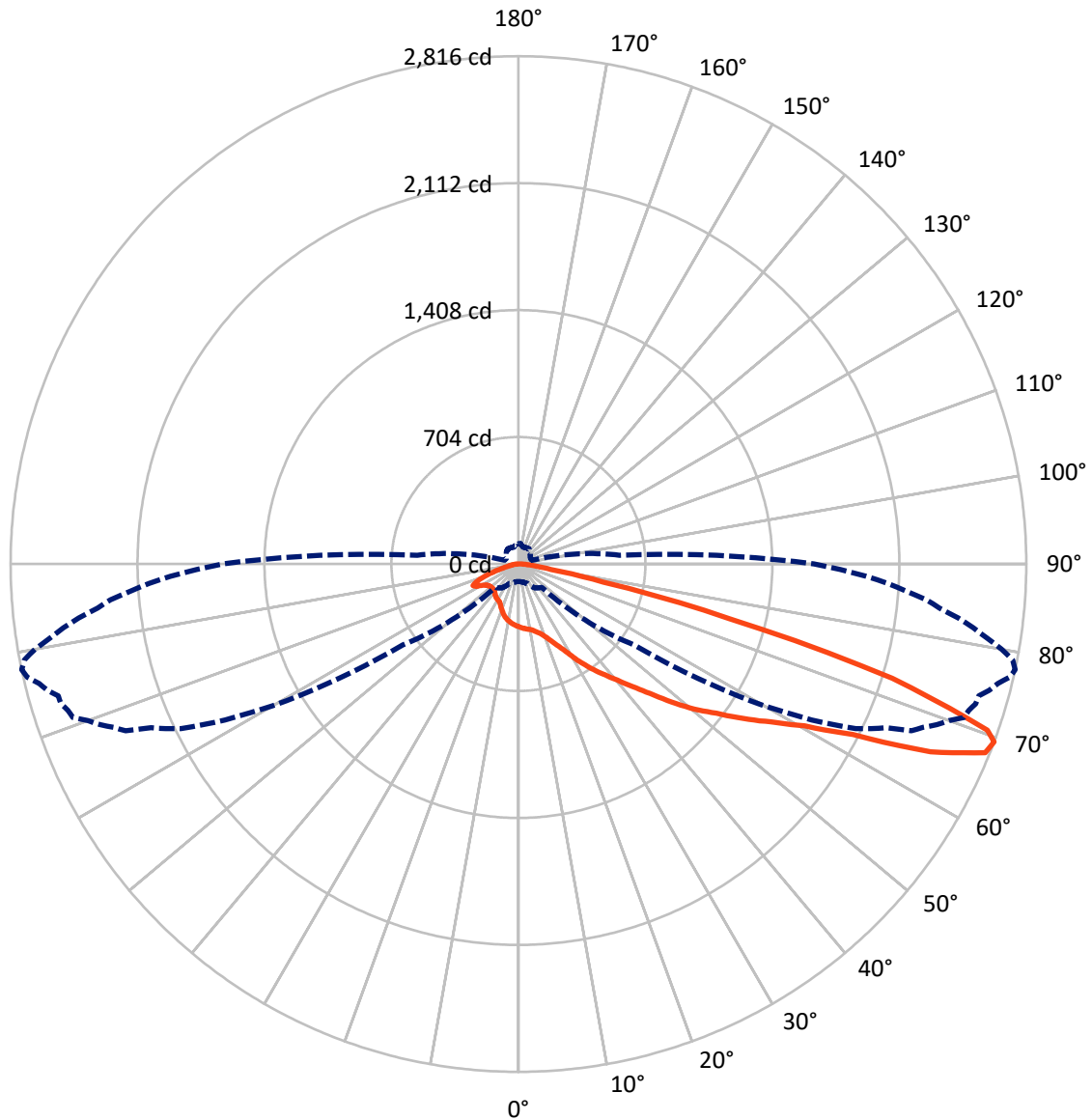
× Max cd
 - - - 1/2 Max cd



Based on 10 foot mounting height. Maximum calculated value = 4.5 fc
 Type II - Medium - Cutoff

REPORT NUMBER: P226267
CATALOG NUMBER: ISW-AF-350-LED-E1-T2-7050

Luminous Intensity Polar Plot



— Vertical Plane Through 78-Deg Lateral - - - Horizontal Cone Through 69-Deg Vertical

REPORT NUMBER: P226267

CATALOG NUMBER: ISW-AF-350-LED-E1-T2-7050

FLUX DISTRIBUTION:

		Downward	Upward	Total
House Side	Lumens	456.7	0.9	457.6
	% Fixture	18.3	0.0	18.3
Street Side	Lumens	2039.9	0.4	2040.3
	% Fixture	81.7	0.0	81.7
Total	Lumens	2496.5	1.3	2497.8
	% Fixture	99.9	0.1	100.0

Coefficient of Utilization

ZONAL LUMENS:

Zone	Lumens	% Fixture
0°-10°	32.3	1.3
10°-20°	97.4	3.9
20°-30°	174.6	7.0
30°-40°	285.0	11.4
40°-50°	421.6	16.9
50°-60°	550.5	22.0
60°-70°	615.7	24.6
70°-80°	276.4	11.1
80°-90°	43.1	1.7
90°-100°	1.3	0.1
100°-110°	0.0	0.0
110°-120°	0.0	0.0
120°-130°	0.0	0.0
130°-140°	0.0	0.0
140°-150°	0.0	0.0
150°-160°	0.0	0.0
160°-170°	0.0	0.0
170°-180°	0.0	0.0
0°-90°	2496.5	99.9
0°-180°	2497.8	100.0



REPORT NUMBER: P226267

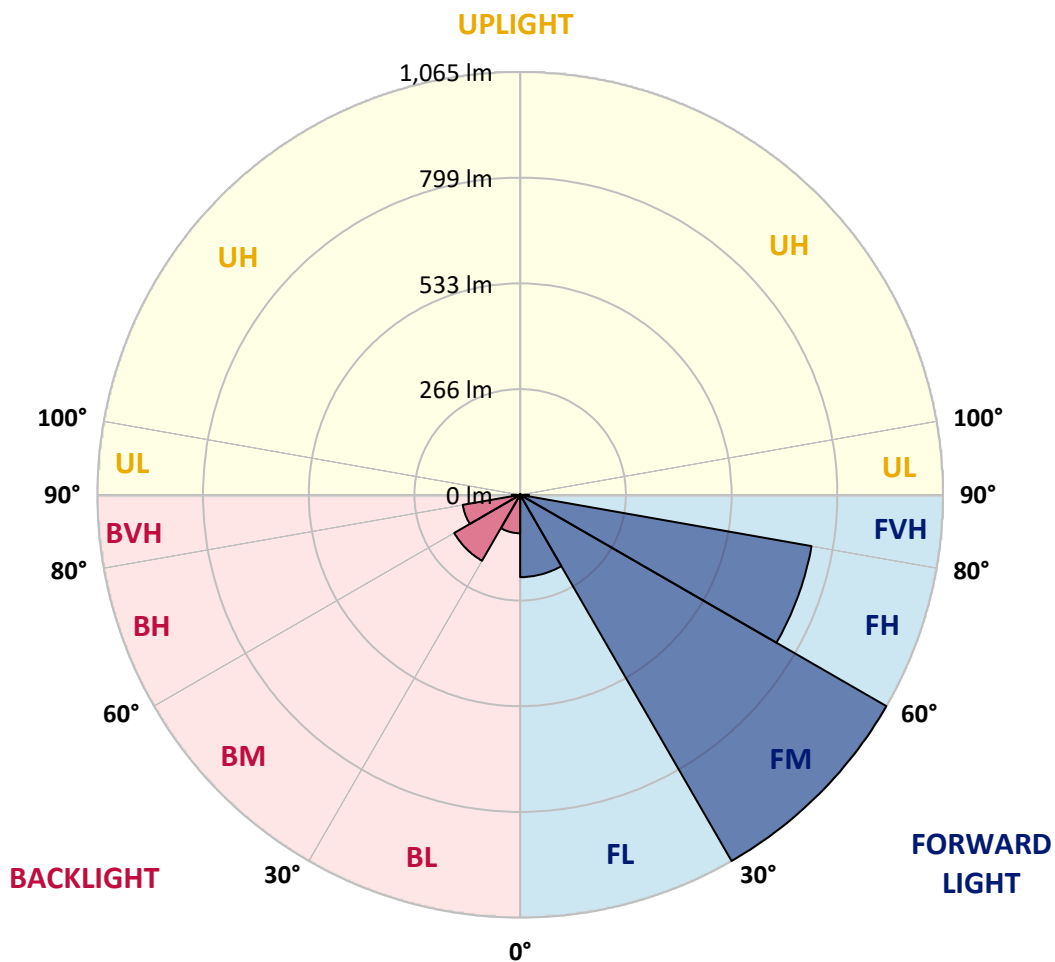
CATALOG NUMBER: ISW-AF-350-LED-E1-T2-7050

LUMINAIRE CLASSIFICATION SYSTEM LUMEN TABLE AND BUG RATING:

Zone		Lumens	% Fixture	Zone Rating/Lumen Limit		
				B	U	G
FL	(0°-30°)	207.3	8.3			
FM	(30°-60°)	1065.2	42.6			
FH	(60°-80°)	745.3	29.8			G1/1800
FVH	(80°-90°)	22.0	0.9			G1/100
BL	(0°-30°)	96.9	3.9	B0/110		
BM	(30°-60°)	191.9	7.7	B0/220		
BH	(60°-80°)	146.8	5.9	B1/500		G1/500
BVH	(80°-90°)	21.1	0.8			G1/100
UL	(90°-100°)	1.3	0.1		U1/10	
UH	(100°-180°)	0.9	0.0		U1/10	

BUG Rating: B1-U1-G1

Type II Medium





REPORT NUMBER: P226267

CATALOG NUMBER: ISW-AF-350-LED-E1-T2-7050

CANDELA DISTRIBUTION (FULL):

	0°	5°	15°	25°	35°	45°	55°	60°	61°	62°	64°
0°	347.4	347.4	347.4	347.4	347.4	347.4	347.4	347.4	347.4	347.4	347.4
2.5°	372.0	372.0	370.9	370.2	369.1	366.2	361.9	361.2	360.8	360.1	359.3
5°	399.2	396.3	397.1	395.2	391.3	386.2	378.2	374.2	372.0	371.7	370.2
7.5°	421.3	421.7	420.6	417.0	411.6	405.4	394.5	388.3	386.5	385.4	382.9
10°	437.3	436.2	435.5	434.8	430.4	425.3	411.6	403.9	402.5	399.6	396.7
12.5°	448.9	448.9	448.9	448.2	445.6	441.7	430.8	423.2	421.3	417.4	414.8
15°	461.6	460.1	458.7	457.6	458.0	458.0	450.0	444.2	441.3	439.1	434.0
17.5°	488.8	485.5	482.3	477.9	471.0	469.2	468.8	468.5	464.5	464.1	459.1
20°	512.0	509.1	506.2	501.8	492.1	481.5	487.0	492.1	491.3	491.7	489.2
22.5°	540.6	538.5	532.7	527.6	514.9	502.2	502.9	513.8	515.3	516.7	517.4
25°	579.8	578.7	569.3	559.5	545.0	533.0	521.8	535.2	538.1	541.4	547.9
27.5°	619.3	616.8	606.6	597.9	579.8	567.1	551.5	558.8	563.1	569.3	579.4
30°	670.5	663.6	659.9	640.4	623.7	605.2	591.8	593.9	593.2	600.5	616.1
32.5°	744.4	733.5	715.4	695.8	676.3	651.6	640.4	640.0	638.2	646.5	655.2
35°	784.3	781.8	770.5	751.0	729.6	706.4	699.1	692.2	693.3	697.7	700.9
37.5°	827.5	825.3	816.6	805.7	789.4	802.1	761.8	751.7	747.0	744.8	745.9
40°	846.3	848.1	852.8	854.7	845.2	906.1	826.7	793.4	791.9	788.7	785.4
42.5°	850.3	855.0	864.5	885.1	894.2	1026.9	880.4	840.2	834.4	831.8	832.2
45°	864.8	872.1	873.9	892.7	935.5	1033.1	941.0	881.5	877.1	876.8	874.6
47.5°	900.0	909.8	909.8	918.1	958.7	1045.0	961.6	922.8	919.9	918.5	924.3
50°	905.1	918.1	944.2	971.1	1000.4	1054.8	985.2	967.8	968.9	972.1	989.2
52.5°	819.1	832.2	901.1	980.1	1075.8	1081.7	1020.7	1027.6	1034.9	1050.8	1082.0
55°	702.4	711.8	793.4	919.9	1078.7	1183.5	1109.9	1129.2	1144.4	1149.1	1198.0
57.5°	553.0	566.0	649.1	813.3	1007.3	1212.6	1315.2	1323.9	1306.8	1322.4	1340.2
60°	299.5	298.1	413.7	588.1	857.2	1158.9	1513.2	1662.5	1666.2	1690.1	1661.5
62.5°	167.5	167.5	200.9	302.0	551.5	980.5	1608.2	1955.5	2000.9	2038.9	2122.7
65°	126.5	127.6	139.6	182.0	309.7	619.0	1538.5	2055.6	2142.6	2230.0	2376.9
67.5°	105.2	105.2	113.9	135.6	193.6	281.0	1132.8	1854.7	1963.5	2067.9	2271.0
69°	97.5	97.9	104.4	119.3	162.1	182.8	782.5	1572.6	1697.0	1841.7	2081.0
70°	93.9	92.8	99.0	111.3	146.9	144.3	573.3	1367.4	1463.8	1593.6	1868.9
72.5°	83.4	82.3	85.6	95.0	115.7	103.0	233.9	735.7	881.1	1026.5	1245.9
75°	74.3	73.2	75.8	80.1	89.9	78.7	117.5	308.2	373.1	482.3	665.4
77.5°	65.6	63.5	65.6	68.5	70.7	58.7	79.8	142.5	174.8	214.7	303.1
80°	59.5	57.3	59.8	58.4	55.5	45.3	52.9	83.0	92.1	110.2	144.3
82.5°	42.4	42.1	56.9	58.7	44.2	33.0	37.7	53.3	59.5	62.7	76.1
85°	26.1	25.0	33.0	42.1	45.0	20.7	24.3	31.5	33.0	35.9	42.4
87.5°	13.4	13.8	17.8	21.8	29.4	12.3	14.5	18.5	18.5	18.5	21.0
90°	3.3	4.0	5.4	7.6	6.2	3.3	5.4	4.4	5.1	4.4	5.1
92.5°	0.0	0.0	0.0	0.0	0.0	0.0	0.0	0.0	0.0	0.0	0.0
95°	0.0	0.0	0.0	0.0	0.0	0.0	0.0	0.0	0.0	0.0	0.0
97.5°	0.0	0.0	0.0	0.0	0.0	0.0	0.0	0.0	0.0	0.0	0.0
100°	0.0	0.0	0.0	0.0	0.0	0.0	0.0	0.0	0.0	0.0	0.0
102.5°	0.0	0.0	0.0	0.0	0.0	0.0	0.0	0.0	0.0	0.0	0.0
105°	0.0	0.0	0.0	0.0	0.0	0.0	0.0	0.0	0.0	0.0	0.0
107.5°	0.0	0.0	0.0	0.0	0.0	0.0	0.0	0.0	0.0	0.0	0.0



REPORT NUMBER: P226267

CATALOG NUMBER: ISW-AF-350-LED-E1-T2-7050

CANDELA DISTRIBUTION (continued):

	0°	5°	15°	25°	35°	45°	55°	60°	61°	62°	64°
110°	0.0	0.0	0.0	0.0	0.0	0.0	0.0	0.0	0.0	0.0	0.0
112.5°	0.0	0.0	0.0	0.0	0.0	0.0	0.0	0.0	0.0	0.0	0.0
115°	0.0	0.0	0.0	0.0	0.0	0.0	0.0	0.0	0.0	0.0	0.0
117.5°	0.0	0.0	0.0	0.0	0.0	0.0	0.0	0.0	0.0	0.0	0.0
120°	0.0	0.0	0.0	0.0	0.0	0.0	0.0	0.0	0.0	0.0	0.0
122.5°	0.0	0.0	0.0	0.0	0.0	0.0	0.0	0.0	0.0	0.0	0.0
125°	0.0	0.0	0.0	0.0	0.0	0.0	0.0	0.0	0.0	0.0	0.0
127.5°	0.0	0.0	0.0	0.0	0.0	0.0	0.0	0.0	0.0	0.0	0.0
130°	0.0	0.0	0.0	0.0	0.0	0.0	0.0	0.0	0.0	0.0	0.0
132.5°	0.0	0.0	0.0	0.0	0.0	0.0	0.0	0.0	0.0	0.0	0.0
135°	0.0	0.0	0.0	0.0	0.0	0.0	0.0	0.0	0.0	0.0	0.0
137.5°	0.0	0.0	0.0	0.0	0.0	0.0	0.0	0.0	0.0	0.0	0.0
140°	0.0	0.0	0.0	0.0	0.0	0.0	0.0	0.0	0.0	0.0	0.0
142.5°	0.0	0.0	0.0	0.0	0.0	0.0	0.0	0.0	0.0	0.0	0.0
145°	0.0	0.0	0.0	0.0	0.0	0.0	0.0	0.0	0.0	0.0	0.0
147.5°	0.0	0.0	0.0	0.0	0.0	0.0	0.0	0.0	0.0	0.0	0.0
150°	0.0	0.0	0.0	0.0	0.0	0.0	0.0	0.0	0.0	0.0	0.0
152.5°	0.0	0.0	0.0	0.0	0.0	0.0	0.0	0.0	0.0	0.0	0.0
155°	0.0	0.0	0.0	0.0	0.0	0.0	0.0	0.0	0.0	0.0	0.0
157.5°	0.0	0.0	0.0	0.0	0.0	0.0	0.0	0.0	0.0	0.0	0.0
160°	0.0	0.0	0.0	0.0	0.0	0.0	0.0	0.0	0.0	0.0	0.0
162.5°	0.0	0.0	0.0	0.0	0.0	0.0	0.0	0.0	0.0	0.0	0.0
165°	0.0	0.0	0.0	0.0	0.0	0.0	0.0	0.0	0.0	0.0	0.0
167.5°	0.0	0.0	0.0	0.0	0.0	0.0	0.0	0.0	0.0	0.0	0.0
170°	0.0	0.0	0.0	0.0	0.0	0.0	0.0	0.0	0.0	0.0	0.0
172.5°	0.0	0.0	0.0	0.0	0.0	0.0	0.0	0.0	0.0	0.0	0.0
175°	0.0	0.0	0.0	0.0	0.0	0.0	0.0	0.0	0.0	0.0	0.0
177.5°	0.0	0.0	0.0	0.0	0.0	0.0	0.0	0.0	0.0	0.0	0.0
180°	0.0	0.0	0.0	0.0	0.0	0.0	0.0	0.0	0.0	0.0	0.0



REPORT NUMBER: P226267

CATALOG NUMBER: ISW-AF-350-LED-E1-T2-7050

CANDELA DISTRIBUTION (continued):

	65°	66°	67°	68°	69°	70°	71°	72°	73°	74°	75°
0°	347.4	347.4	347.4	347.4	347.4	347.4	347.4	347.4	347.4	347.4	347.4
2.5°	359.7	358.6	357.2	357.5	356.8	355.7	356.1	355.7	356.1	355.4	354.6
5°	370.2	369.5	367.3	367.0	366.2	365.5	364.4	363.3	363.0	362.2	360.8
7.5°	382.2	380.0	378.9	377.5	375.7	372.8	372.4	370.9	369.9	369.1	367.3
10°	394.5	392.0	390.5	388.7	386.9	385.1	383.3	380.7	378.2	377.5	375.3
12.5°	413.0	409.7	406.8	403.9	402.1	398.9	396.3	393.1	390.5	389.4	385.8
15°	433.3	429.0	426.1	423.9	421.0	418.1	414.8	411.9	407.9	404.7	401.4
17.5°	457.2	453.3	451.1	447.1	443.5	440.2	437.7	434.0	430.8	425.0	422.1
20°	488.8	485.5	483.0	478.6	474.6	471.4	469.2	461.6	457.2	452.2	447.5
22.5°	518.2	518.5	516.0	513.1	510.5	506.2	502.6	497.1	491.7	485.5	479.0
25°	550.1	553.0	553.3	552.6	551.2	546.1	544.3	538.8	534.5	524.3	521.4
27.5°	585.6	588.9	592.9	597.9	599.0	593.6	596.1	590.7	583.1	578.7	569.3
30°	620.1	629.1	637.5	643.3	646.9	649.4	647.6	645.8	640.7	633.5	625.1
32.5°	664.3	673.7	682.1	694.8	701.3	709.3	707.8	708.5	706.7	699.5	689.7
35°	708.9	717.2	728.1	736.5	752.4	761.1	768.4	768.0	768.0	763.6	754.2
37.5°	748.4	753.1	762.2	776.0	786.5	800.3	811.9	816.6	824.2	824.6	814.4
40°	789.8	794.5	801.4	811.5	823.1	839.4	855.0	870.3	877.5	885.1	881.1
42.5°	834.4	839.4	844.5	851.0	867.7	880.4	901.4	922.1	937.0	952.6	950.8
45°	878.6	884.4	891.6	901.4	916.3	937.0	957.3	980.5	1014.6	1033.1	1045.8
47.5°	928.6	938.1	951.5	967.1	979.0	1000.4	1026.2	1062.1	1096.5	1128.4	1148.4
50°	1004.1	1007.7	1029.4	1044.7	1067.5	1089.3	1115.0	1146.6	1191.2	1223.8	1255.7
52.5°	1092.9	1106.7	1128.4	1145.8	1164.0	1185.7	1212.2	1240.5	1284.7	1321.3	1362.7
55°	1207.5	1227.1	1245.9	1255.3	1280.7	1300.3	1321.7	1349.6	1397.1	1437.0	1485.6
57.5°	1344.2	1363.8	1372.8	1386.6	1397.5	1419.2	1448.2	1467.1	1509.2	1550.5	1602.0
60°	1624.8	1612.5	1623.4	1602.0	1598.7	1600.5	1606.7	1621.2	1644.8	1683.2	1737.6
62.5°	2131.4	2113.6	2066.5	2049.4	2016.4	1971.8	1929.8	1924.0	1911.7	1940.7	1974.7
65°	2427.3	2491.8	2498.7	2516.8	2503.8	2469.0	2419.7	2403.7	2363.8	2335.9	2334.1
67.5°	2356.2	2453.0	2513.6	2590.1	2632.5	2673.8	2684.7	2698.9	2673.1	2660.4	2664.1
69°	2158.6	2230.4	2366.0	2418.2	2485.3	2540.4	2612.9	2625.6	2650.6	2654.3	2702.5
70°	1962.8	2068.3	2145.9	2224.2	2317.0	2377.6	2410.2	2463.9	2525.9	2556.4	2608.6
72.5°	1411.3	1445.7	1500.8	1602.4	1628.1	1690.8	1755.0	1800.7	1873.6	1925.1	2048.0
75°	761.5	782.1	868.8	926.5	941.7	962.4	1009.5	1020.7	1047.9	1064.6	1182.8
77.5°	347.7	379.3	390.5	422.1	404.3	413.0	424.2	421.7	429.3	465.6	506.9
80°	160.3	166.4	170.8	183.8	184.6	181.7	182.8	180.9	179.5	185.3	189.6
82.5°	78.0	87.4	87.4	95.4	99.4	98.3	100.4	99.7	101.2	99.7	104.4
85°	45.7	45.7	49.3	53.7	52.9	54.4	54.4	57.3	57.7	58.4	58.4
87.5°	21.4	23.6	24.7	26.5	27.2	28.3	29.0	29.0	29.4	28.6	29.4
90°	5.4	5.4	9.1	9.1	9.8	10.9	9.4	10.2	12.7	9.4	12.0
92.5°	0.0	0.0	0.0	0.0	0.0	0.0	0.0	0.0	0.0	0.0	0.0
95°	0.0	0.0	0.0	0.0	0.0	0.0	0.0	0.0	0.0	0.0	0.0
97.5°	0.0	0.0	0.0	0.0	0.0	0.0	0.0	0.0	0.0	0.0	0.0
100°	0.0	0.0	0.0	0.0	0.0	0.0	0.0	0.0	0.0	0.0	0.0
102.5°	0.0	0.0	0.0	0.0	0.0	0.0	0.0	0.0	0.0	0.0	0.0
105°	0.0	0.0	0.0	0.0	0.0	0.0	0.0	0.0	0.0	0.0	0.0
107.5°	0.0	0.0	0.0	0.0	0.0	0.0	0.0	0.0	0.0	0.0	0.0



REPORT NUMBER: P226267

CATALOG NUMBER: ISW-AF-350-LED-E1-T2-7050

CANDELA DISTRIBUTION (continued):

	65°	66°	67°	68°	69°	70°	71°	72°	73°	74°	75°
110°	0.0	0.0	0.0	0.0	0.0	0.0	0.0	0.0	0.0	0.0	0.0
112.5°	0.0	0.0	0.0	0.0	0.0	0.0	0.0	0.0	0.0	0.0	0.0
115°	0.0	0.0	0.0	0.0	0.0	0.0	0.0	0.0	0.0	0.0	0.0
117.5°	0.0	0.0	0.0	0.0	0.0	0.0	0.0	0.0	0.0	0.0	0.0
120°	0.0	0.0	0.0	0.0	0.0	0.0	0.0	0.0	0.0	0.0	0.0
122.5°	0.0	0.0	0.0	0.0	0.0	0.0	0.0	0.0	0.0	0.0	0.0
125°	0.0	0.0	0.0	0.0	0.0	0.0	0.0	0.0	0.0	0.0	0.0
127.5°	0.0	0.0	0.0	0.0	0.0	0.0	0.0	0.0	0.0	0.0	0.0
130°	0.0	0.0	0.0	0.0	0.0	0.0	0.0	0.0	0.0	0.0	0.0
132.5°	0.0	0.0	0.0	0.0	0.0	0.0	0.0	0.0	0.0	0.0	0.0
135°	0.0	0.0	0.0	0.0	0.0	0.0	0.0	0.0	0.0	0.0	0.0
137.5°	0.0	0.0	0.0	0.0	0.0	0.0	0.0	0.0	0.0	0.0	0.0
140°	0.0	0.0	0.0	0.0	0.0	0.0	0.0	0.0	0.0	0.0	0.0
142.5°	0.0	0.0	0.0	0.0	0.0	0.0	0.0	0.0	0.0	0.0	0.0
145°	0.0	0.0	0.0	0.0	0.0	0.0	0.0	0.0	0.0	0.0	0.0
147.5°	0.0	0.0	0.0	0.0	0.0	0.0	0.0	0.0	0.0	0.0	0.0
150°	0.0	0.0	0.0	0.0	0.0	0.0	0.0	0.0	0.0	0.0	0.0
152.5°	0.0	0.0	0.0	0.0	0.0	0.0	0.0	0.0	0.0	0.0	0.0
155°	0.0	0.0	0.0	0.0	0.0	0.0	0.0	0.0	0.0	0.0	0.0
157.5°	0.0	0.0	0.0	0.0	0.0	0.0	0.0	0.0	0.0	0.0	0.0
160°	0.0	0.0	0.0	0.0	0.0	0.0	0.0	0.0	0.0	0.0	0.0
162.5°	0.0	0.0	0.0	0.0	0.0	0.0	0.0	0.0	0.0	0.0	0.0
165°	0.0	0.0	0.0	0.0	0.0	0.0	0.0	0.0	0.0	0.0	0.0
167.5°	0.0	0.0	0.0	0.0	0.0	0.0	0.0	0.0	0.0	0.0	0.0
170°	0.0	0.0	0.0	0.0	0.0	0.0	0.0	0.0	0.0	0.0	0.0
172.5°	0.0	0.0	0.0	0.0	0.0	0.0	0.0	0.0	0.0	0.0	0.0
175°	0.0	0.0	0.0	0.0	0.0	0.0	0.0	0.0	0.0	0.0	0.0
177.5°	0.0	0.0	0.0	0.0	0.0	0.0	0.0	0.0	0.0	0.0	0.0
180°	0.0	0.0	0.0	0.0	0.0	0.0	0.0	0.0	0.0	0.0	0.0



REPORT NUMBER: P226267

CATALOG NUMBER: ISW-AF-350-LED-E1-T2-7050

CANDELA DISTRIBUTION (continued):

	76°	77°	78°	79°	80°	81°	82°	83°	84°	85°	86°
0°	347.4	347.4	347.4	347.4	347.4	347.4	347.4	347.4	347.4	347.4	347.4
2.5°	353.9	354.6	354.3	352.8	352.5	352.5	351.7	351.4	350.6	350.3	351.0
5°	360.4	360.4	359.3	357.9	356.4	356.1	355.7	353.9	353.2	352.5	351.7
7.5°	366.6	365.9	364.4	361.9	360.4	360.1	358.6	356.8	355.0	353.5	352.8
10°	373.1	372.4	369.5	367.7	364.8	364.4	361.9	359.7	357.9	356.1	354.6
12.5°	382.5	381.8	378.6	374.2	372.0	370.6	367.3	364.8	362.2	360.1	357.5
15°	397.1	394.2	392.0	387.6	384.4	381.5	377.5	373.8	370.2	366.6	364.4
17.5°	417.4	413.4	407.6	405.0	400.7	396.0	390.5	388.0	383.3	378.9	374.6
20°	443.8	439.8	430.8	427.5	421.3	414.5	410.1	404.7	400.7	393.8	389.1
22.5°	473.2	469.6	460.9	452.2	446.4	440.9	434.0	427.1	419.5	413.0	407.9
25°	511.3	505.8	498.2	489.5	480.8	473.2	463.8	454.0	447.5	438.4	431.1
27.5°	563.1	553.7	541.0	531.6	524.7	513.1	501.5	492.8	482.6	470.7	462.7
30°	619.3	608.8	599.4	588.5	576.9	565.7	549.7	537.0	526.1	513.4	500.4
32.5°	681.7	672.6	659.2	645.1	632.4	618.2	606.6	593.2	574.4	560.9	547.2
35°	744.4	733.9	720.1	708.2	693.7	679.2	666.1	648.3	631.3	612.1	592.9
37.5°	805.0	795.9	780.7	762.6	749.9	734.3	720.9	702.0	681.7	660.3	645.8
40°	872.4	857.9	847.4	826.4	813.3	795.9	776.7	762.2	742.6	719.4	698.7
42.5°	949.7	939.5	928.3	911.2	897.4	876.8	852.5	834.0	815.9	788.3	759.7
45°	1047.6	1041.0	1022.5	1008.8	990.3	968.5	947.5	925.0	896.4	864.5	838.3
47.5°	1165.0	1160.0	1143.3	1123.7	1099.4	1070.0	1050.5	1019.6	995.4	955.5	924.3
50°	1271.7	1274.2	1265.1	1235.0	1213.3	1183.9	1153.1	1126.3	1088.9	1047.6	1007.7
52.5°	1398.9	1396.4	1373.5	1356.9	1331.1	1295.6	1261.9	1227.4	1186.4	1143.7	1094.0
55°	1520.8	1528.4	1512.4	1488.9	1457.7	1408.0	1373.9	1329.3	1286.2	1239.0	1181.7
57.5°	1639.0	1663.3	1650.9	1623.0	1591.1	1555.2	1510.2	1460.2	1415.6	1354.0	1289.4
60°	1786.2	1818.5	1823.5	1805.4	1770.6	1728.9	1669.8	1630.6	1569.4	1512.4	1462.7
62.5°	2012.8	2086.1	2081.7	2090.4	2065.8	2040.0	1970.8	1928.7	1848.9	1807.9	1738.7
65°	2391.4	2445.4	2510.3	2508.1	2491.1	2429.5	2357.7	2287.3	2234.7	2153.9	2081.7
67.5°	2709.0	2753.6	2792.1	2772.1	2733.0	2663.7	2579.6	2481.7	2401.5	2312.3	2217.7
69°	2738.8	2793.1	2815.6	2791.0	2720.6	2630.3	2548.0	2457.0	2346.8	2270.3	2155.0
70°	2659.0	2712.6	2758.0	2694.5	2630.0	2541.9	2451.9	2357.3	2258.7	2176.4	2060.0
72.5°	2112.2	2172.7	2166.6	2159.7	2108.2	2020.1	1937.4	1886.6	1817.4	1718.0	1633.9
75°	1228.1	1256.1	1207.1	1258.6	1197.0	1108.1	1119.7	1062.4	1011.7	954.4	910.1
77.5°	482.3	506.9	481.2	472.8	445.3	439.1	393.1	398.5	375.7	330.7	310.0
80°	182.8	186.0	181.7	172.6	170.8	160.3	157.4	147.2	142.5	127.6	122.2
82.5°	98.3	100.1	97.2	94.3	92.1	85.9	81.9	74.3	70.0	65.3	64.9
85°	56.6	55.1	53.7	52.2	49.0	45.3	42.4	39.5	36.3	33.7	31.2
87.5°	29.7	30.1	30.5	29.0	26.8	23.9	22.1	21.0	18.5	17.4	16.3
90°	9.8	7.3	8.3	10.5	9.8	8.0	7.6	6.5	5.4	5.4	4.4
92.5°	0.0	0.0	0.0	0.0	0.0	0.0	0.0	0.0	0.0	0.0	0.0
95°	0.0	0.0	0.0	0.0	0.0	0.0	0.0	0.0	0.0	0.0	0.0
97.5°	0.0	0.0	0.0	0.0	0.0	0.0	0.0	0.0	0.0	0.0	0.0
100°	0.0	0.0	0.0	0.0	0.0	0.0	0.0	0.0	0.0	0.0	0.0
102.5°	0.0	0.0	0.0	0.0	0.0	0.0	0.0	0.0	0.0	0.0	0.0
105°	0.0	0.0	0.0	0.0	0.0	0.0	0.0	0.0	0.0	0.0	0.0
107.5°	0.0	0.0	0.0	0.0	0.0	0.0	0.0	0.0	0.0	0.0	0.0



REPORT NUMBER: P226267
 CATALOG NUMBER: ISW-AF-350-LED-E1-T2-7050

REPORT N
 CATALOG

CANDELA DISTRIBUTION (continued):

CANDELA

	76°	77°	78°	79°	80°	81°	82°	83°	84°	85°	86°	
110°	0.0	0.0	0.0	0.0	0.0	0.0	0.0	0.0	0.0	0.0	0.0	0°
112.5°	0.0	0.0	0.0	0.0	0.0	0.0	0.0	0.0	0.0	0.0	0.0	2.5°
115°	0.0	0.0	0.0	0.0	0.0	0.0	0.0	0.0	0.0	0.0	0.0	5°
117.5°	0.0	0.0	0.0	0.0	0.0	0.0	0.0	0.0	0.0	0.0	0.0	7.5°
120°	0.0	0.0	0.0	0.0	0.0	0.0	0.0	0.0	0.0	0.0	0.0	10°
122.5°	0.0	0.0	0.0	0.0	0.0	0.0	0.0	0.0	0.0	0.0	0.0	12.5°
125°	0.0	0.0	0.0	0.0	0.0	0.0	0.0	0.0	0.0	0.0	0.0	15°
127.5°	0.0	0.0	0.0	0.0	0.0	0.0	0.0	0.0	0.0	0.0	0.0	17.5°
130°	0.0	0.0	0.0	0.0	0.0	0.0	0.0	0.0	0.0	0.0	0.0	20°
132.5°	0.0	0.0	0.0	0.0	0.0	0.0	0.0	0.0	0.0	0.0	0.0	22.5°
135°	0.0	0.0	0.0	0.0	0.0	0.0	0.0	0.0	0.0	0.0	0.0	25°
137.5°	0.0	0.0	0.0	0.0	0.0	0.0	0.0	0.0	0.0	0.0	0.0	27.5°
140°	0.0	0.0	0.0	0.0	0.0	0.0	0.0	0.0	0.0	0.0	0.0	30°
142.5°	0.0	0.0	0.0	0.0	0.0	0.0	0.0	0.0	0.0	0.0	0.0	32.5°
145°	0.0	0.0	0.0	0.0	0.0	0.0	0.0	0.0	0.0	0.0	0.0	35°
147.5°	0.0	0.0	0.0	0.0	0.0	0.0	0.0	0.0	0.0	0.0	0.0	37.5°
150°	0.0	0.0	0.0	0.0	0.0	0.0	0.0	0.0	0.0	0.0	0.0	40°
152.5°	0.0	0.0	0.0	0.0	0.0	0.0	0.0	0.0	0.0	0.0	0.0	42.5°
155°	0.0	0.0	0.0	0.0	0.0	0.0	0.0	0.0	0.0	0.0	0.0	45°
157.5°	0.0	0.0	0.0	0.0	0.0	0.0	0.0	0.0	0.0	0.0	0.0	47.5°
160°	0.0	0.0	0.0	0.0	0.0	0.0	0.0	0.0	0.0	0.0	0.0	50°
162.5°	0.0	0.0	0.0	0.0	0.0	0.0	0.0	0.0	0.0	0.0	0.0	52.5°
165°	0.0	0.0	0.0	0.0	0.0	0.0	0.0	0.0	0.0	0.0	0.0	55°
167.5°	0.0	0.0	0.0	0.0	0.0	0.0	0.0	0.0	0.0	0.0	0.0	57.5°
170°	0.0	0.0	0.0	0.0	0.0	0.0	0.0	0.0	0.0	0.0	0.0	60°
172.5°	0.0	0.0	0.0	0.0	0.0	0.0	0.0	0.0	0.0	0.0	0.0	62.5°
175°	0.0	0.0	0.0	0.0	0.0	0.0	0.0	0.0	0.0	0.0	0.0	65°
177.5°	0.0	0.0	0.0	0.0	0.0	0.0	0.0	0.0	0.0	0.0	0.0	67.5°
180°	0.0	0.0	0.0	0.0	0.0	0.0	0.0	0.0	0.0	0.0	0.0	69°
												70°
												72.5°
												75°
												77.5°
												80°
												82.5°
												85°
												87.5°
												90°
												92.5°
												95°
												97.5°
												100°
												102.5°
												105°
												107.5°

NUMBER: P226267
 NUMBER: ISW-AF-350-LED-E1-T2-7050

REPORT NUMBER: P
 CATALOG NUMBER:

DISTRIBUTION (continued):

CANDELA DISTRIBUTION

87°	88°	89°	90°	95°	105°	115°	125°	135°	145°	155°	110°	87°
347.4	347.4	347.4	347.4	347.4	347.4	347.4	347.4	347.4	347.4	347.4	110°	0.0
349.9	349.9	348.8	348.1	345.6	341.2	336.9	332.9	327.4	325.3	322.4	112.5°	0.0
351.0	350.3	349.2	347.7	342.7	332.5	322.0	310.8	299.1	288.6	276.3	115°	0.0
351.7	350.3	348.8	347.0	339.8	324.2	303.1	281.0	260.4	244.8	238.2	117.5°	0.0
352.1	351.0	349.2	346.7	336.5	313.3	279.6	247.7	229.5	223.4	222.3	120°	0.0
356.1	354.3	351.4	348.5	335.0	301.3	253.1	222.6	215.4	218.3	223.4	122.5°	0.0
361.2	359.0	355.4	352.5	334.3	285.7	227.4	208.5	211.0	219.0	227.4	125°	0.0
370.2	366.6	362.6	359.7	335.8	266.5	206.7	201.2	208.9	219.0	230.3	127.5°	0.0
383.6	378.6	373.8	368.8	337.9	242.6	194.4	196.5	205.6	216.5	228.8	130°	0.0
400.3	394.5	388.0	380.4	340.5	221.9	187.5	191.5	199.8	209.2	219.4	132.5°	0.0
422.8	414.8	406.5	397.1	344.1	199.4	181.3	185.7	190.7	196.2	201.2	135°	0.0
451.1	440.2	431.1	418.4	347.7	184.2	176.2	177.7	178.8	179.5	179.1	137.5°	0.0
488.8	472.1	461.6	446.0	351.7	176.2	170.4	168.6	166.8	164.3	161.4	140°	0.0
528.7	514.9	498.2	478.3	354.3	170.8	165.0	159.2	154.1	151.6	151.6	142.5°	0.0
575.1	558.0	537.0	512.0	351.0	165.0	157.7	150.1	147.2	150.5	149.4	145°	0.0
621.5	597.9	574.7	546.1	343.0	158.5	149.8	145.8	147.9	143.6	141.1	147.5°	0.0
672.6	646.5	614.3	580.9	331.4	151.6	145.8	147.9	140.3	135.3	137.4	150°	0.0
729.9	699.1	664.3	619.0	323.8	147.2	139.6	141.4	134.9	131.3	130.2	152.5°	0.0
807.9	764.0	721.6	668.3	329.6	140.3	127.6	134.9	131.3	128.0	125.1	155°	0.0
884.4	837.6	787.6	724.8	339.8	135.3	118.2	128.0	130.5	125.1	119.7	157.5°	0.0
961.3	911.6	853.2	783.2	352.1	132.0	111.0	119.7	128.7	122.2	117.8	160°	0.0
1042.1	979.4	919.6	844.1	368.0	128.7	105.2	112.4	125.5	122.2	115.7	162.5°	0.0
1127.0	1053.0	993.2	911.6	396.0	124.0	97.9	106.6	122.2	121.8	113.5	165°	0.0
1225.6	1159.6	1082.7	999.7	434.8	118.6	91.4	102.3	119.3	120.4	111.0	167.5°	0.0
1393.5	1325.3	1232.5	1153.4	511.6	111.3	87.4	97.9	114.6	117.5	108.8	170°	0.0
1665.8	1573.0	1487.8	1413.8	643.3	101.2	84.5	93.2	109.5	113.9	107.0	172.5°	0.0
1978.0	1887.4	1784.4	1660.0	716.5	91.7	80.5	87.4	104.4	110.2	105.2	175°	0.0
2110.7	1992.2	1867.1	1719.5	646.5	84.1	76.1	81.9	98.6	105.2	102.6	177.5°	0.0
2049.8	1929.8	1784.4	1639.7	562.4	80.1	73.6	79.0	94.3	101.9	100.1	180°	0.0
1943.9	1823.2	1693.4	1519.7	502.2	78.0	71.8	77.2	92.5	100.1	98.6		
1537.4	1429.8	1310.1	1177.7	342.3	70.7	66.0	71.8	85.2	93.6	93.2		
814.8	783.2	694.8	617.2	177.3	63.1	59.8	65.6	78.7	87.4	87.4		
293.3	266.2	254.5	211.4	94.3	55.1	53.7	58.0	71.4	79.8	79.4		
111.0	108.1	96.8	90.7	59.8	45.0	45.3	49.7	62.7	70.7	70.3		
62.7	56.9	55.1	53.3	38.1	35.5	37.3	41.7	53.7	60.6	61.6		
30.1	27.9	27.2	25.4	25.0	27.2	29.4	33.0	42.8	51.1	50.0		
14.5	13.8	13.4	13.1	17.8	17.4	21.4	22.8	28.6	40.6	36.6		
4.7	4.7	4.4	3.6	5.1	5.8	6.9	9.8	12.0	23.6	19.2		
0.0	0.0	0.0	0.0	0.0	0.0	0.0	0.0	0.0	0.0	0.0		
0.0	0.0	0.0	0.0	0.0	0.0	0.0	0.0	0.0	0.0	0.0		
0.0	0.0	0.0	0.0	0.0	0.0	0.0	0.0	0.0	0.0	0.0		
0.0	0.0	0.0	0.0	0.0	0.0	0.0	0.0	0.0	0.0	0.0		
0.0	0.0	0.0	0.0	0.0	0.0	0.0	0.0	0.0	0.0	0.0		
0.0	0.0	0.0	0.0	0.0	0.0	0.0	0.0	0.0	0.0	0.0		
0.0	0.0	0.0	0.0	0.0	0.0	0.0	0.0	0.0	0.0	0.0		
0.0	0.0	0.0	0.0	0.0	0.0	0.0	0.0	0.0	0.0	0.0		
0.0	0.0	0.0	0.0	0.0	0.0	0.0	0.0	0.0	0.0	0.0		
0.0	0.0	0.0	0.0	0.0	0.0	0.0	0.0	0.0	0.0	0.0		
0.0	0.0	0.0	0.0	0.0	0.0	0.0	0.0	0.0	0.0	0.0		

'226267
 ISW-AF-350-LED-E1-T2-7050

REPORT NUMBER: P226267
 CATALOG NUMBER: ISW-AF-31

TION (continued):

CANDELA DISTRIBUTION (con

88°	89°	90°	95°	105°	115°	125°	135°	145°	155°		165°	175°
0.0	0.0	0.0	0.0	0.0	0.0	0.0	0.0	0.0	0.0	0°	347.4	347.4
0.0	0.0	0.0	0.0	0.0	0.0	0.0	0.0	0.0	0.0	2.5°	319.8	314.7
0.0	0.0	0.0	0.0	0.0	0.0	0.0	0.0	0.0	0.0	5°	267.2	266.5
0.0	0.0	0.0	0.0	0.0	0.0	0.0	0.0	0.0	0.0	7.5°	234.2	229.5
0.0	0.0	0.0	0.0	0.0	0.0	0.0	0.0	0.0	0.0	10°	223.4	223.0
0.0	0.0	0.0	0.0	0.0	0.0	0.0	0.0	0.0	0.0	12.5°	228.1	229.2
0.0	0.0	0.0	0.0	0.0	0.0	0.0	0.0	0.0	0.0	15°	234.2	236.4
0.0	0.0	0.0	0.0	0.0	0.0	0.0	0.0	0.0	0.0	17.5°	238.2	242.2
0.0	0.0	0.0	0.0	0.0	0.0	0.0	0.0	0.0	0.0	20°	237.1	241.9
0.0	0.0	0.0	0.0	0.0	0.0	0.0	0.0	0.0	0.0	22.5°	225.2	227.4
0.0	0.0	0.0	0.0	0.0	0.0	0.0	0.0	0.0	0.0	25°	203.8	204.5
0.0	0.0	0.0	0.0	0.0	0.0	0.0	0.0	0.0	0.0	27.5°	178.0	177.3
0.0	0.0	0.0	0.0	0.0	0.0	0.0	0.0	0.0	0.0	30°	159.9	155.2
0.0	0.0	0.0	0.0	0.0	0.0	0.0	0.0	0.0	0.0	32.5°	151.6	148.7
0.0	0.0	0.0	0.0	0.0	0.0	0.0	0.0	0.0	0.0	35°	145.8	141.1
0.0	0.0	0.0	0.0	0.0	0.0	0.0	0.0	0.0	0.0	37.5°	151.2	150.8
0.0	0.0	0.0	0.0	0.0	0.0	0.0	0.0	0.0	0.0	40°	156.3	155.6
0.0	0.0	0.0	0.0	0.0	0.0	0.0	0.0	0.0	0.0	42.5°	147.6	141.1
0.0	0.0	0.0	0.0	0.0	0.0	0.0	0.0	0.0	0.0	45°	131.6	124.0
0.0	0.0	0.0	0.0	0.0	0.0	0.0	0.0	0.0	0.0	47.5°	120.7	116.4
0.0	0.0	0.0	0.0	0.0	0.0	0.0	0.0	0.0	0.0	50°	115.7	114.2
0.0	0.0	0.0	0.0	0.0	0.0	0.0	0.0	0.0	0.0	52.5°	114.2	117.8
0.0	0.0	0.0	0.0	0.0	0.0	0.0	0.0	0.0	0.0	55°	113.5	117.5
0.0	0.0	0.0	0.0	0.0	0.0	0.0	0.0	0.0	0.0	57.5°	108.4	115.3
0.0	0.0	0.0	0.0	0.0	0.0	0.0	0.0	0.0	0.0	60°	104.8	113.1
0.0	0.0	0.0	0.0	0.0	0.0	0.0	0.0	0.0	0.0	62.5°	102.6	112.0
0.0	0.0	0.0	0.0	0.0	0.0	0.0	0.0	0.0	0.0	65°	100.8	112.8
0.0	0.0	0.0	0.0	0.0	0.0	0.0	0.0	0.0	0.0	67.5°	97.9	114.9
0.0	0.0	0.0	0.0	0.0	0.0	0.0	0.0	0.0	0.0	69°	96.5	114.6
										70°	95.0	113.5
										72.5°	89.9	104.8
										75°	83.8	92.5
										77.5°	75.8	79.4
										80°	67.1	69.3
										82.5°	58.4	66.7
										85°	45.7	56.6
										87.5°	33.7	31.2
										90°	19.2	14.1
										92.5°	0.0	0.0
										95°	0.0	0.0
										97.5°	0.0	0.0
										100°	0.0	0.0
										102.5°	0.0	0.0
										105°	0.0	0.0
										107.5°	0.0	0.0



REPORT NUMBER: P226267

CATALOG NUMBER: ISW-AF-350-LED-E1-

50-LED-E1-T2-7050

tinued):

180°
347.4
315.8
264.3
229.9
224.1
228.4
237.1
243.7
242.9
229.2
205.2
180.2
158.8
151.9
143.2
152.7
157.0
142.5
124.0
115.7
113.5
118.9
117.1
115.7
113.5
111.7
111.3
112.0
110.6
108.8
97.9
88.1
79.4
70.0
59.1
44.2
33.7
12.0
0.0
0.0
0.0
0.0
0.0
0.0
0.0
0.0
0.0

CANDELA DISTRIBUTION (continued):

	165°	175°	180°
110°	0.0	0.0	0.0
112.5°	0.0	0.0	0.0
115°	0.0	0.0	0.0
117.5°	0.0	0.0	0.0
120°	0.0	0.0	0.0
122.5°	0.0	0.0	0.0
125°	0.0	0.0	0.0
127.5°	0.0	0.0	0.0
130°	0.0	0.0	0.0
132.5°	0.0	0.0	0.0
135°	0.0	0.0	0.0
137.5°	0.0	0.0	0.0
140°	0.0	0.0	0.0
142.5°	0.0	0.0	0.0
145°	0.0	0.0	0.0
147.5°	0.0	0.0	0.0
150°	0.0	0.0	0.0
152.5°	0.0	0.0	0.0
155°	0.0	0.0	0.0
157.5°	0.0	0.0	0.0
160°	0.0	0.0	0.0
162.5°	0.0	0.0	0.0
165°	0.0	0.0	0.0
167.5°	0.0	0.0	0.0
170°	0.0	0.0	0.0
172.5°	0.0	0.0	0.0
175°	0.0	0.0	0.0
177.5°	0.0	0.0	0.0
180°	0.0	0.0	0.0

(END OF F

Cooper Lighting Solutions Photometric Lab
1121 Highway 74 South
Peachtree City, GA 30269

Scaled Data Report

